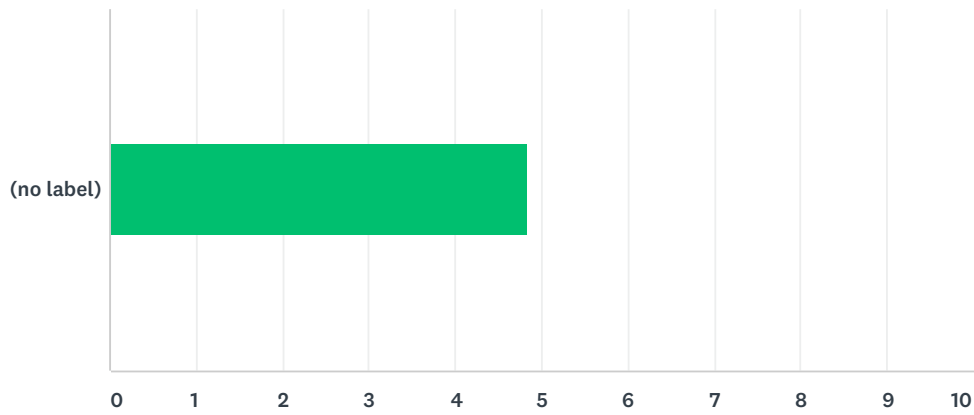


Q1 1a. About You. Please select the box that best describes your status

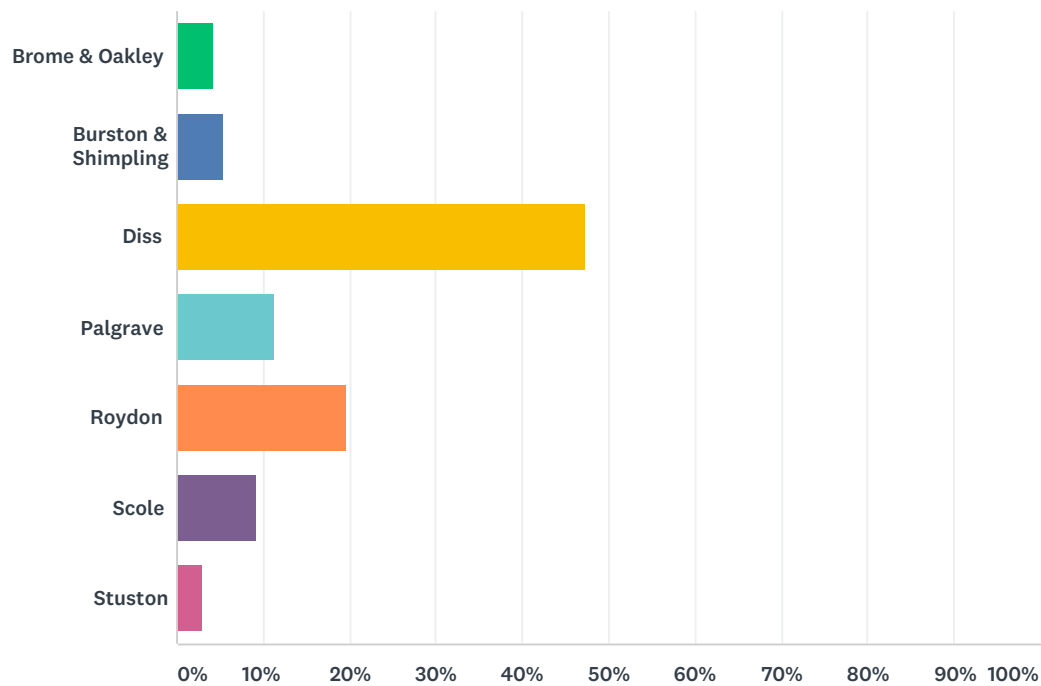
Answered: 830 Skipped: 0



	A RESIDENT	A BUSINESS	A LANDOWNER	A STATUTORY BODY	AN AGENT / OTHER	TOTAL	WEIGHTED AVERAGE
(no label)	92.53% 768	3.98% 33	0.60% 5	0.36% 3	2.53% 21	830	4.84

Q2 1b. If responding as a Resident please select the Parish that you live in and add your Full Postcode:

Answered: 758 Skipped: 72



ANSWER CHOICES	RESPONSES	
Brome & Oakley	4.22%	32
Burston & Shimpling	5.41%	41
Diss	47.36%	359
Palgrave	11.21%	85
Roydon	19.66%	149
Scole	9.23%	70
Stuston	2.90%	22
TOTAL		758

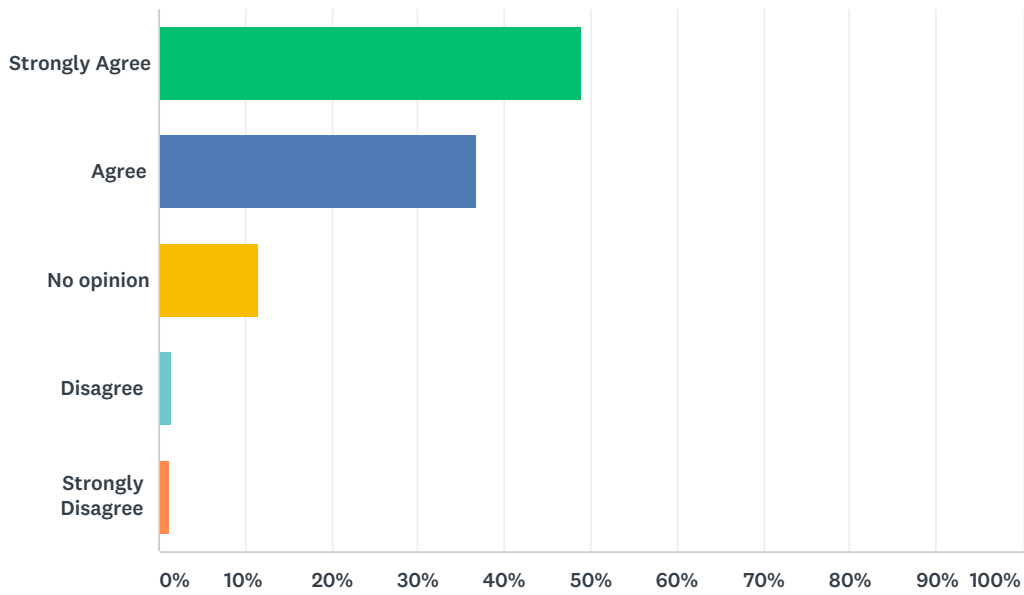
Q3 1c. If responding for a Business, Landowner, Statutory Body, Agent or Other please provide details:

Answered: 43 Skipped: 787

ANSWER CHOICES	RESPONSES	
Business / Organisation	93.02%	40
Address (including postcode)	97.67%	42
Contact details Telephone / Email	95.35%	41
Reason for Response	76.74%	33

Q4 2a. Vision - "A vibrant community centred around a thriving market town."

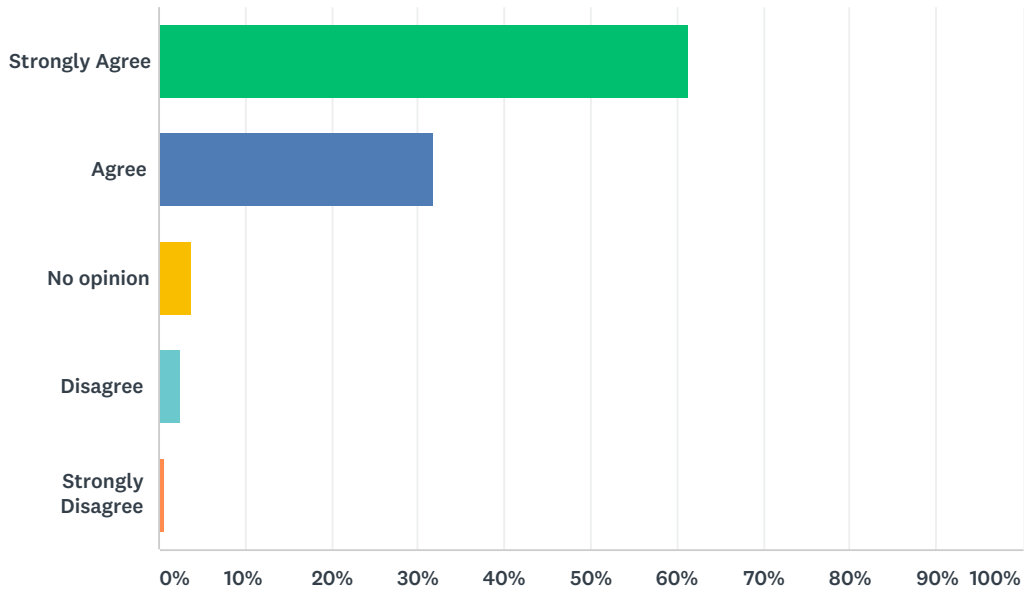
Answered: 784 Skipped: 46



ANSWER CHOICES	RESPONSES	
Strongly Agree	48.85%	383
Agree	36.86%	289
No opinion	11.48%	90
Disagree	1.53%	12
Strongly Disagree	1.28%	10
TOTAL		784

Q5 2b. Getting About: OUR AIM – To reduce congestion and rat-running and to improve all types of transport links

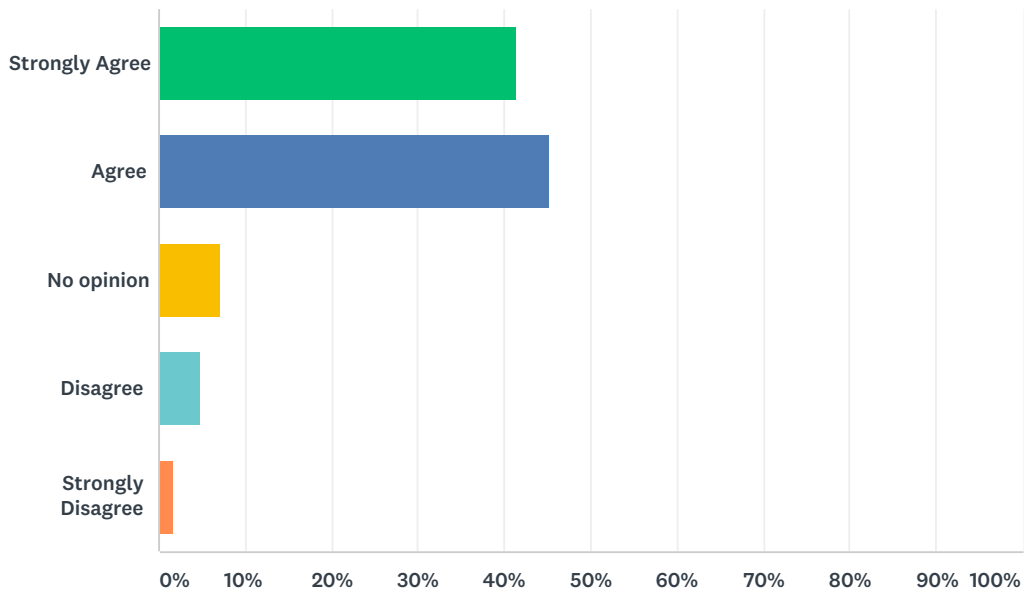
Answered: 784 Skipped: 46



ANSWER CHOICES	RESPONSES	
Strongly Agree	61.35%	481
Agree	31.76%	249
No opinion	3.83%	30
Disagree	2.42%	19
Strongly Disagree	0.64%	5
TOTAL		784

Q6 2c. A Place to Live: OUR AIM — To provide the right type of housing in the right places to meet differing needs in each community

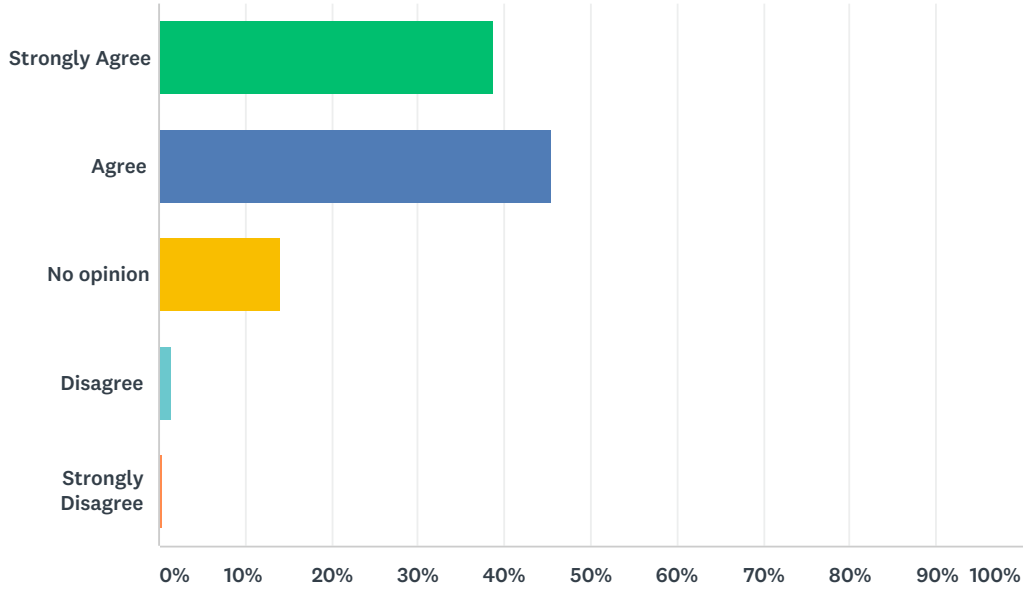
Answered: 784 Skipped: 46



ANSWER CHOICES	RESPONSES	
Strongly Agree	41.45%	325
Agree	45.15%	354
No opinion	7.02%	55
Disagree	4.72%	37
Strongly Disagree	1.66%	13
TOTAL		784

Q7 2d. Business and Employment: Our Aim — To create a favourable environment for current and future businesses through improved infrastructure and relevant education and training

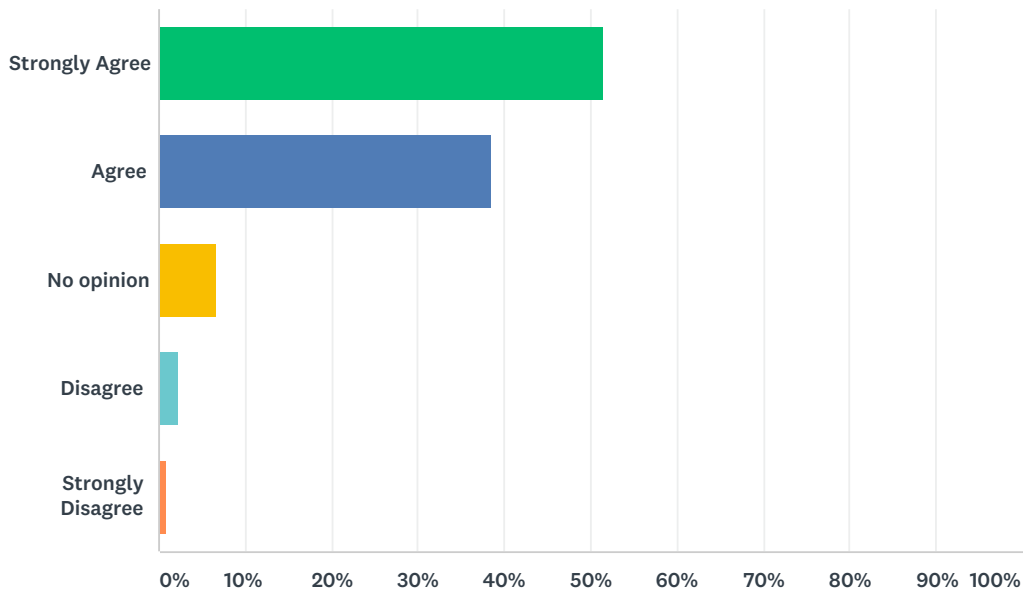
Answered: 784 Skipped: 46



ANSWER CHOICES	RESPONSES	
Strongly Agree	38.65%	303
Agree	45.41%	356
No opinion	14.03%	110
Disagree	1.53%	12
Strongly Disagree	0.38%	3
TOTAL		784

Q8 2e. Shopping: OUR AIM — To improve the local ‘high street shopping’ experience and offer greater choice and better access

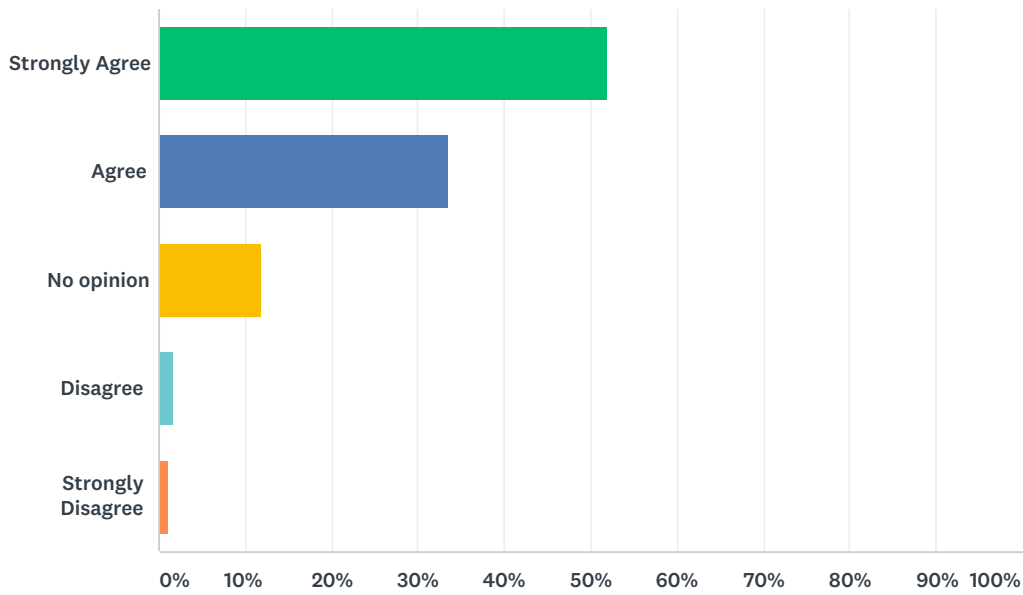
Answered: 784 Skipped: 46



ANSWER CHOICES	RESPONSES	
Strongly Agree	51.53%	404
Agree	38.52%	302
No opinion	6.76%	53
Disagree	2.30%	18
Strongly Disagree	0.89%	7
TOTAL		784

Q9 2f. Sustain Local Identities: OUR AIM – To retain the individuality of each community within the Neighbourhood Plan Area

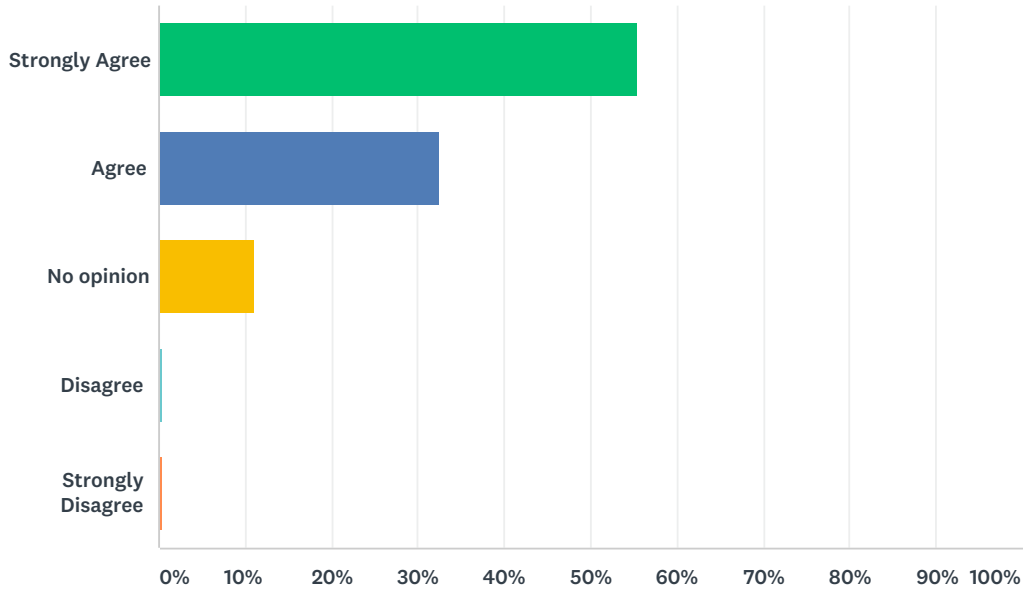
Answered: 784 Skipped: 46



ANSWER CHOICES	RESPONSES	
Strongly Agree	51.79%	406
Agree	33.55%	263
No opinion	11.99%	94
Disagree	1.66%	13
Strongly Disagree	1.02%	8
TOTAL		784

Q10 2g. Digital Connectivity: OUR AIM – To provide digital connectivity that supports all future businesses and homes across the Area

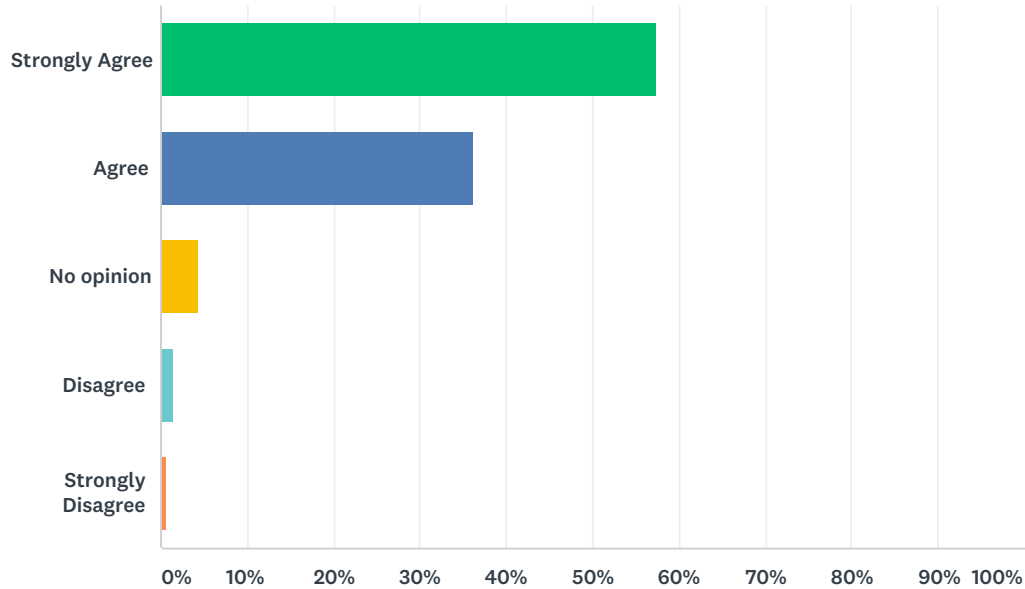
Answered: 784 Skipped: 46



ANSWER CHOICES	RESPONSES	
Strongly Agree	55.48%	435
Agree	32.40%	254
No opinion	11.10%	87
Disagree	0.51%	4
Strongly Disagree	0.51%	4
TOTAL		784

Q11 2h. Community, Leisure and Wellbeing: OUR AIM — To ensure adequate education and healthcare provision and deliver state-of-the-art sports and leisure facilities for the whole community

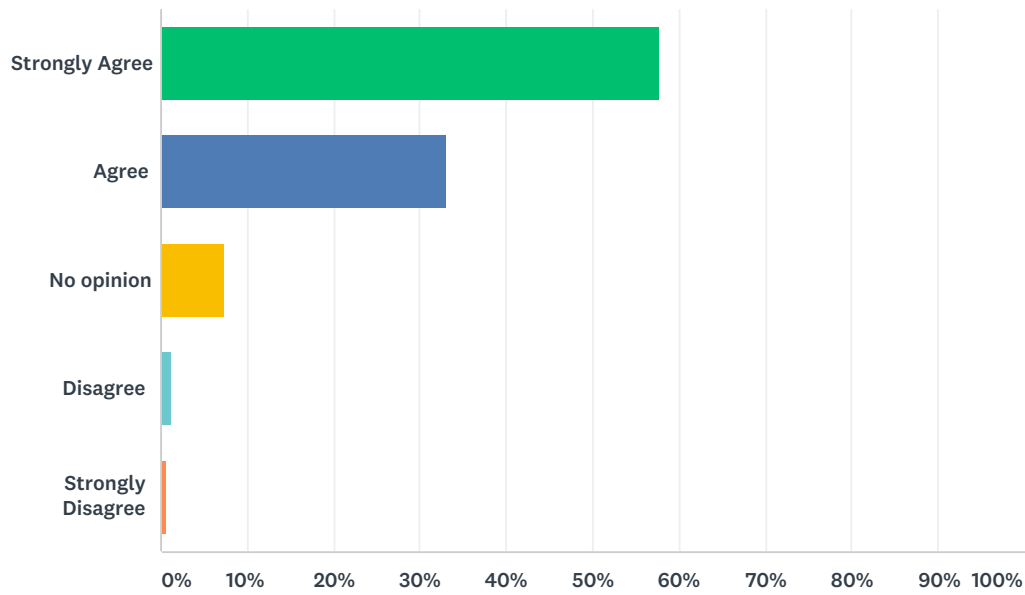
Answered: 784 Skipped: 46



ANSWER CHOICES	RESPONSES	
Strongly Agree	57.40%	450
Agree	36.10%	283
No opinion	4.46%	35
Disagree	1.40%	11
Strongly Disagree	0.64%	5
TOTAL		784

Q12 2i. Environment, Heritage and Landscape: OUR AIM —To protect, preserve and enhance our natural and built heritage

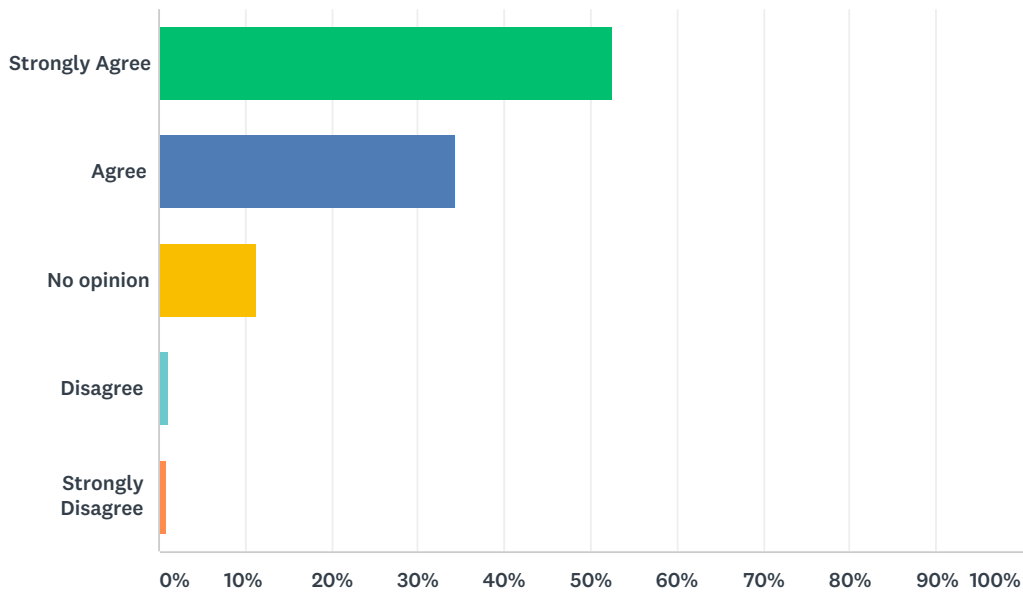
Answered: 784 Skipped: 46



ANSWER CHOICES	RESPONSES	
Strongly Agree	57.78%	453
Agree	33.04%	259
No opinion	7.27%	57
Disagree	1.28%	10
Strongly Disagree	0.64%	5
TOTAL		784

Q13 2j. The Bigger Picture: OUR AIM — To ensure that future development will deliver the infrastructure needed for our communities

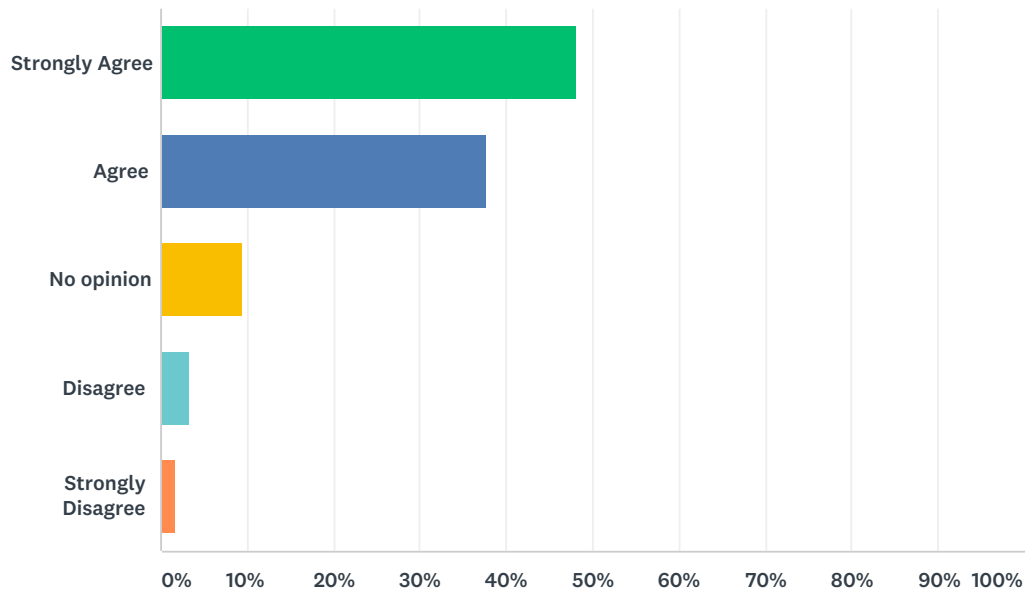
Answered: 784 Skipped: 46



ANSWER CHOICES	RESPONSES	
Strongly Agree	52.42%	411
Agree	34.31%	269
No opinion	11.35%	89
Disagree	1.15%	9
Strongly Disagree	0.77%	6
TOTAL		784

Q14 2k. Local Issues: Diss

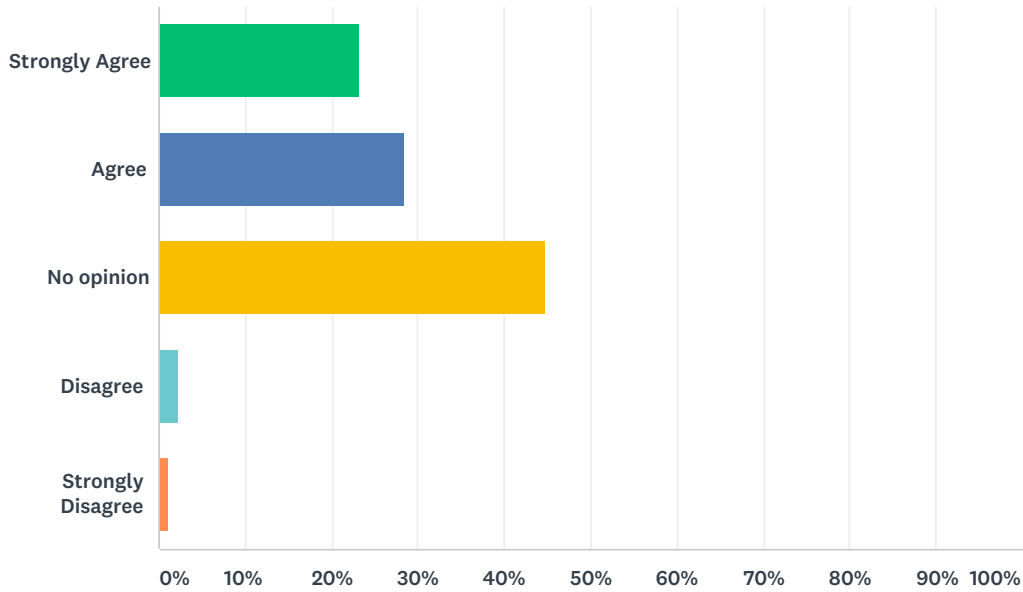
Answered: 695 Skipped: 135



ANSWER CHOICES	RESPONSES	
Strongly Agree	48.06%	334
Agree	37.70%	262
No opinion	9.35%	65
Disagree	3.31%	23
Strongly Disagree	1.58%	11
TOTAL		695

Q15 2l. Local Issues: Burston & Shimpling

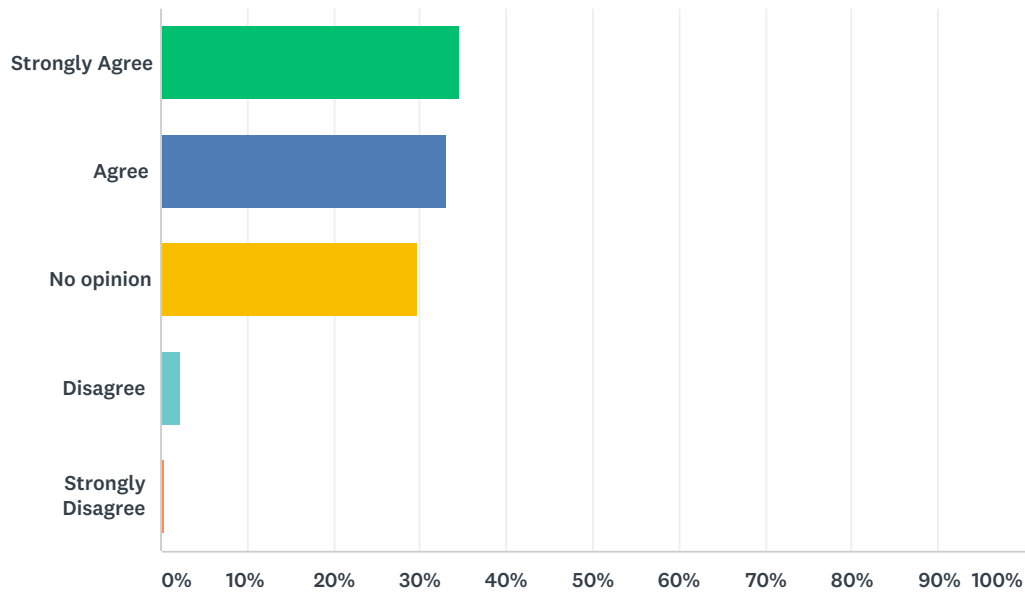
Answered: 544 Skipped: 286



ANSWER CHOICES	RESPONSES	
Strongly Agree	23.16%	126
Agree	28.49%	155
No opinion	44.85%	244
Disagree	2.39%	13
Strongly Disagree	1.10%	6
TOTAL		544

Q16 2m. Local Issues: Roydon

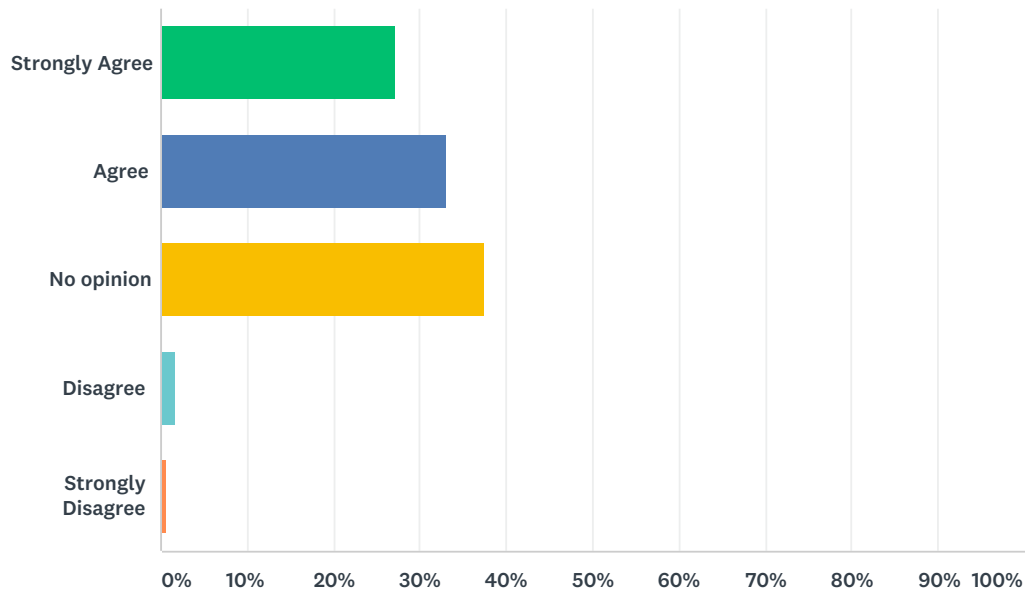
Answered: 577 Skipped: 253



ANSWER CHOICES	RESPONSES	
Strongly Agree	34.49%	199
Agree	33.10%	191
No opinion	29.64%	171
Disagree	2.25%	13
Strongly Disagree	0.52%	3
TOTAL		577

Q17 2n. Local Issues: Score

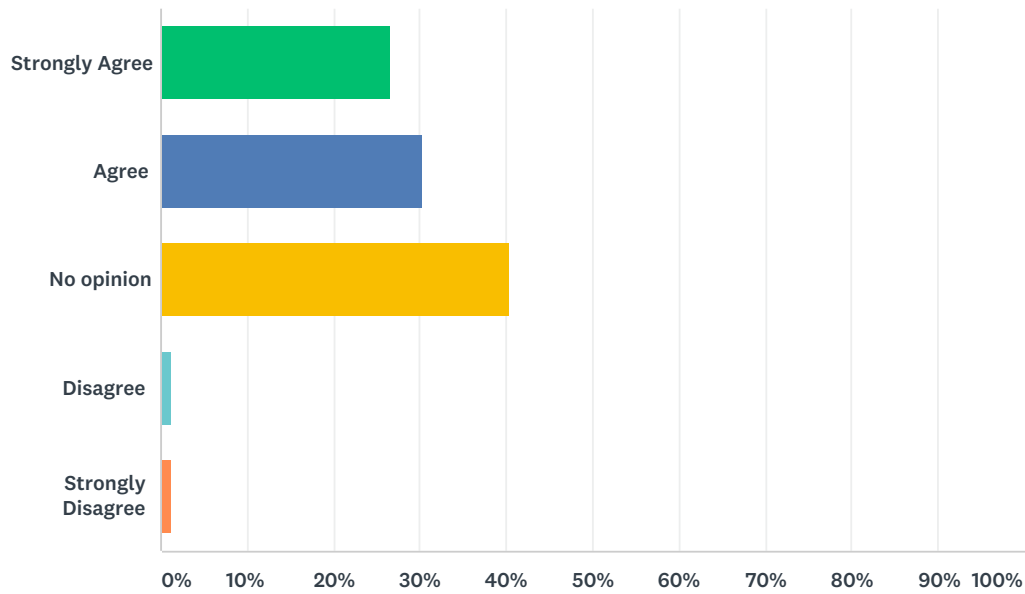
Answered: 546 Skipped: 284



ANSWER CHOICES	RESPONSES	
Strongly Agree	27.11%	148
Agree	33.15%	181
No opinion	37.55%	205
Disagree	1.65%	9
Strongly Disagree	0.55%	3
TOTAL		546

Q18 2o. Local Issues: Brome & Oakley

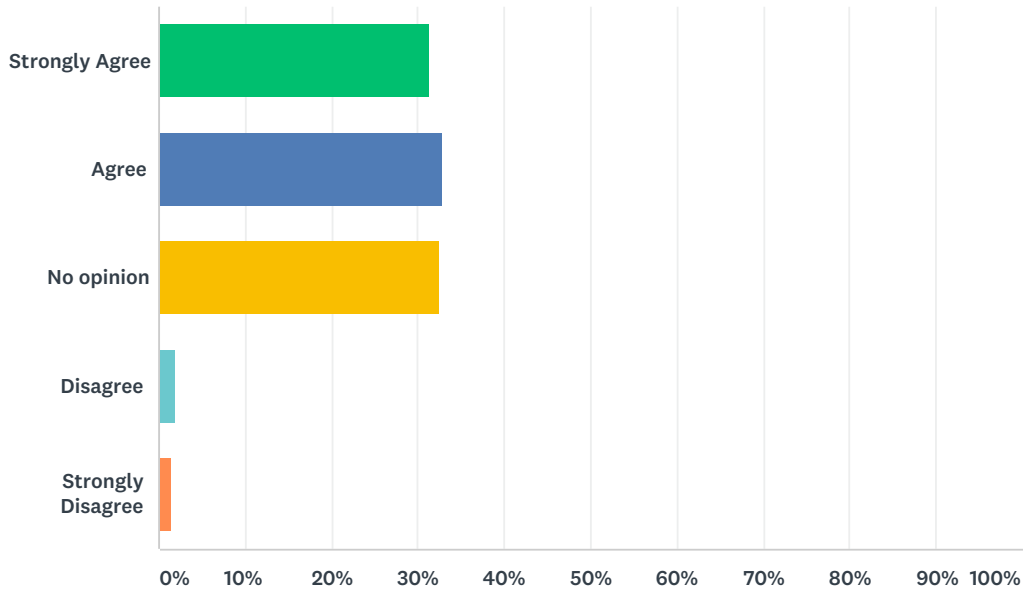
Answered: 540 Skipped: 290



ANSWER CHOICES	RESPONSES	
Strongly Agree	26.67%	144
Agree	30.37%	164
No opinion	40.37%	218
Disagree	1.30%	7
Strongly Disagree	1.30%	7
TOTAL		540

Q19 2p. Local Issues: Palgrave

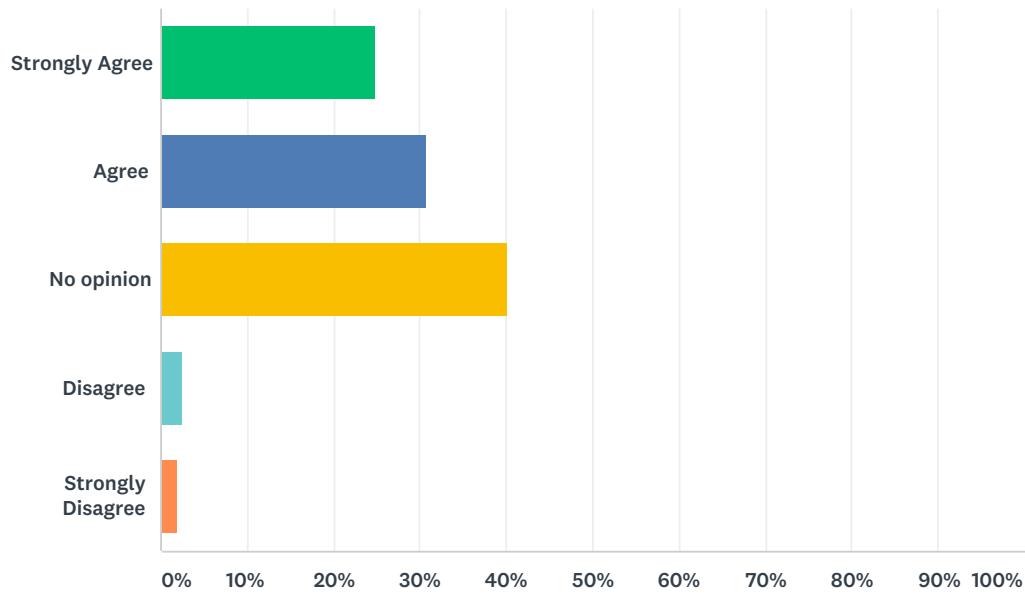
Answered: 555 Skipped: 275



ANSWER CHOICES	RESPONSES	
Strongly Agree	31.35%	174
Agree	32.79%	182
No opinion	32.43%	180
Disagree	1.98%	11
Strongly Disagree	1.44%	8
TOTAL		555

Q20 2q. Local Issues: Stuston

Answered: 534 Skipped: 296



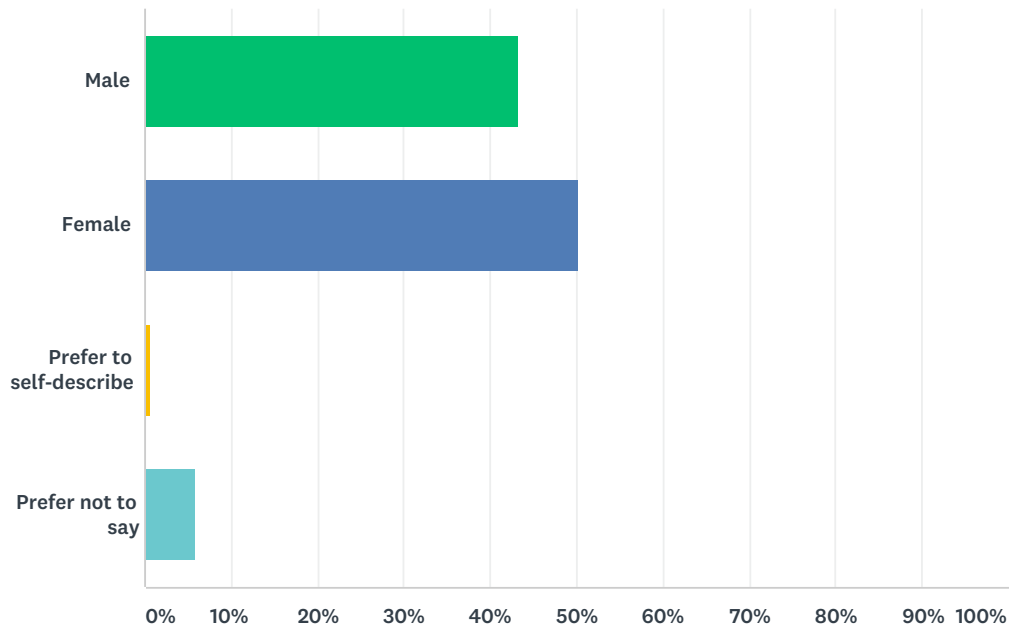
ANSWER CHOICES	RESPONSES	
Strongly Agree	24.91%	133
Agree	30.71%	164
No opinion	40.07%	214
Disagree	2.43%	13
Strongly Disagree	1.87%	10
TOTAL		534

Q21 Please use this box to add any comments that you wish to make about the Vision and Themes:

Answered: 483 Skipped: 347

Q22 3a. Are you ...? Please select one

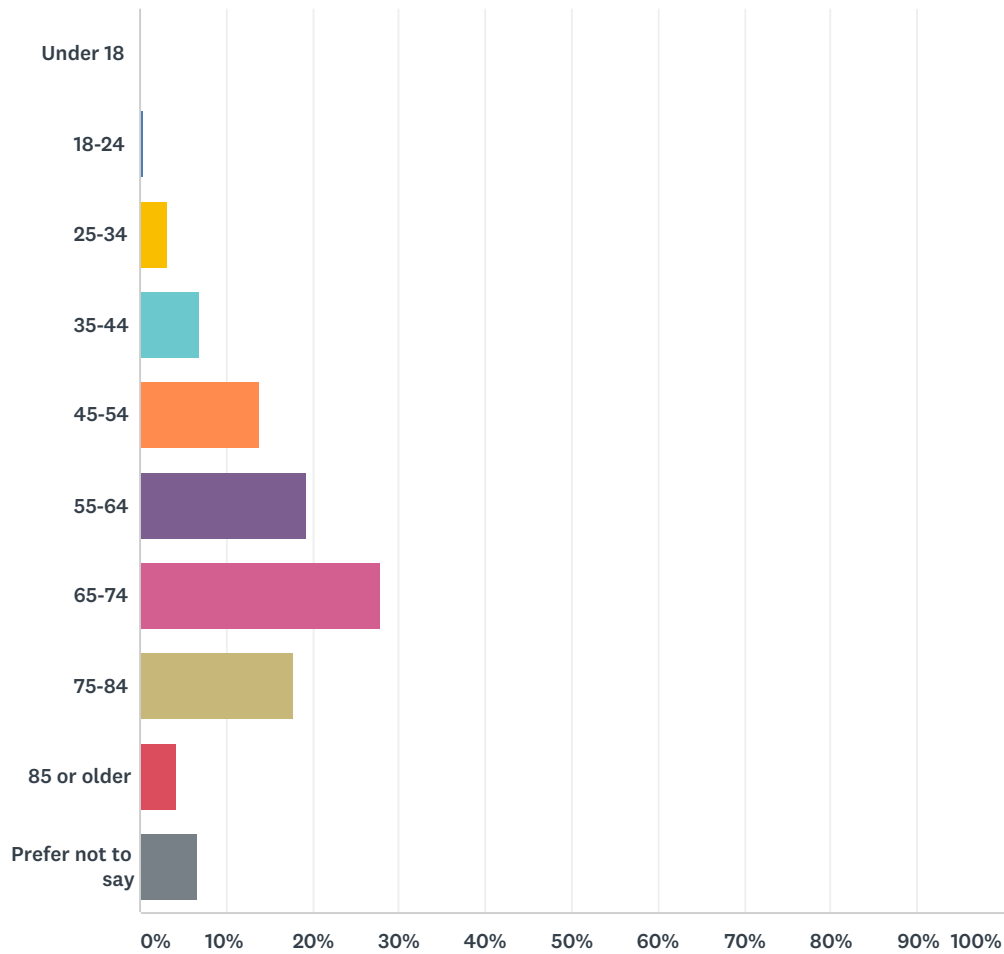
Answered: 770 Skipped: 60



ANSWER CHOICES	RESPONSES	
Male	43.25%	333
Female	50.26%	387
Prefer to self-describe	0.65%	5
Prefer not to say	5.84%	45
TOTAL		770

Q23 3b. How old are you ...?

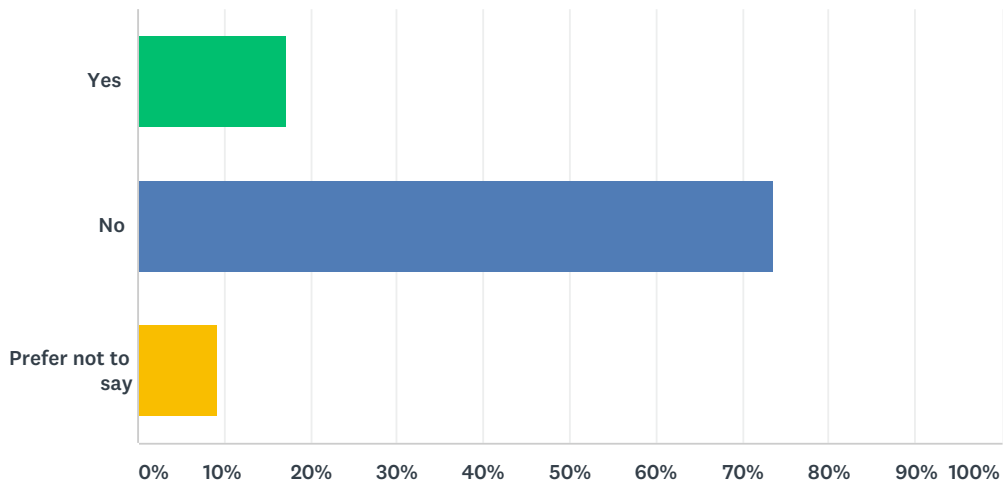
Answered: 773 Skipped: 57



ANSWER CHOICES	RESPONSES	
Under 18	0.00%	0
18-24	0.39%	3
25-34	3.23%	25
35-44	6.99%	54
45-54	13.71%	106
55-64	19.28%	149
65-74	27.81%	215
75-84	17.85%	138
85 or older	4.14%	32
Prefer not to say	6.60%	51
TOTAL		773

Q24 3c. Do you have any long-term illness, disability or health problem that limits your daily activities or the work you can do ...?

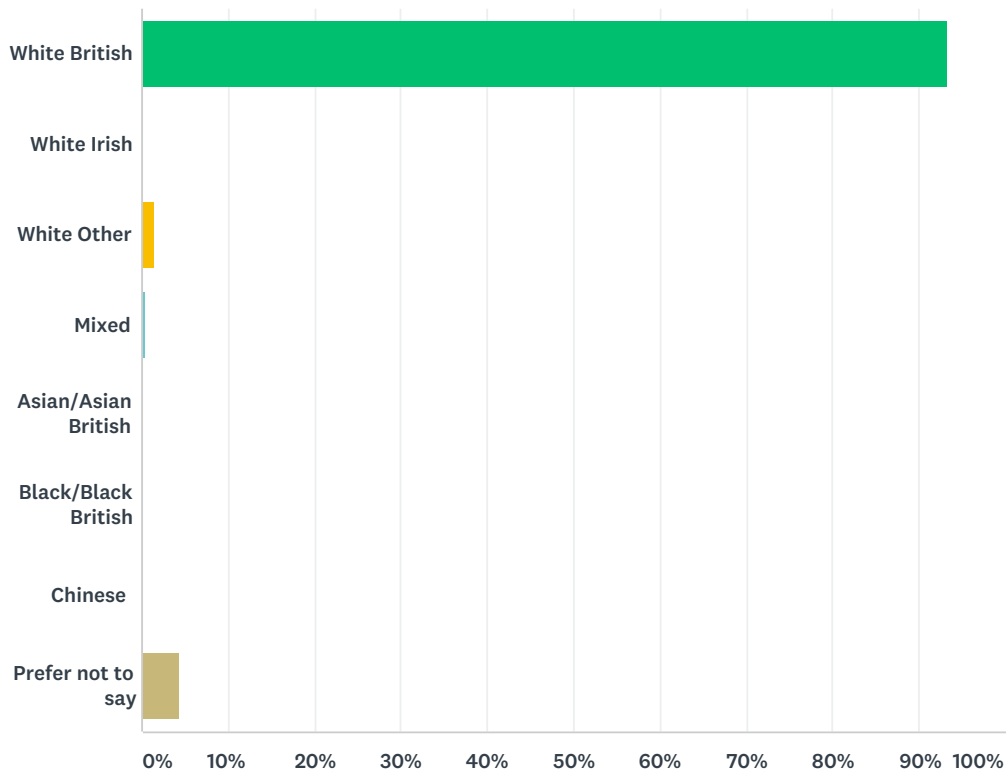
Answered: 773 Skipped: 57



ANSWER CHOICES	RESPONSES	
Yes	17.21%	133
No	73.61%	569
Prefer not to say	9.18%	71
TOTAL		773

Q25 3d. How would you describe your ethnic background ...?

Answered: 767 Skipped: 63



ANSWER CHOICES	RESPONSES	
White British	93.35%	716
White Irish	0.13%	1
White Other	1.43%	11
Mixed	0.52%	4
Asian/Asian British	0.00%	0
Black/Black British	0.00%	0
Chinese	0.26%	2
Prefer not to say	4.30%	33
TOTAL		767

Q26 3e. What is your first language ...?

Answered: 730 Skipped: 100